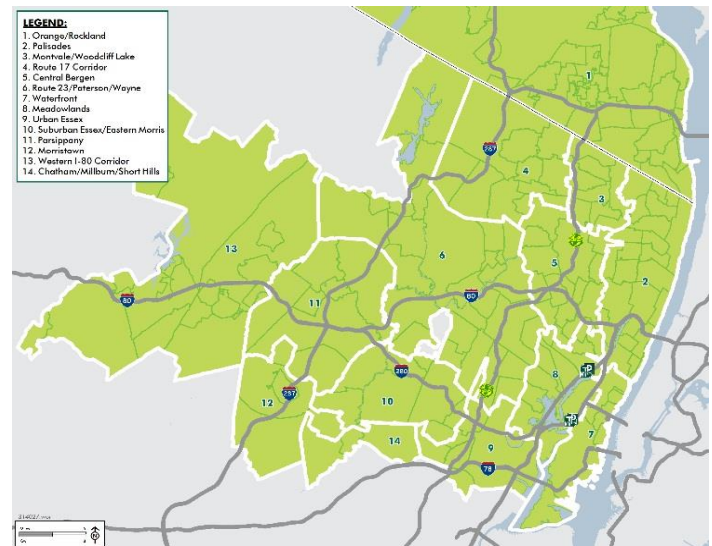


# MARKET DASHBOARD

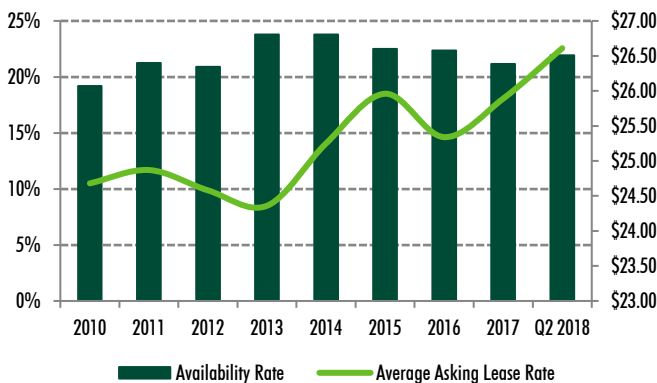
New Jersey | Office  
**NORTHERN NEW JERSEY**

**Q2 2018**

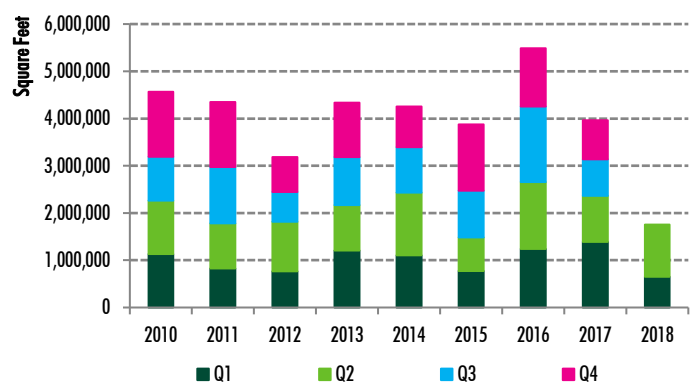
<b>441</b> NUMBER OF BUILDINGS	<b>95,672,362 SF</b> TOTAL INVENTORY	<b>21.9%</b> AVAILABILITY RATE
<b>\$26.61</b> AVG ASKING LEASE RATE	<b>-53,994 SF</b> NET ABSORPTION	<b>1,106,689 SF</b> LEASING ACTIVITY
<b>225,446 SF</b> RENEWAL ACTIVITY	<b>21.5%</b> CLASS A AVAILABILITY RATE	<b>\$29.35</b> CLASS A AVG ASKING RATE



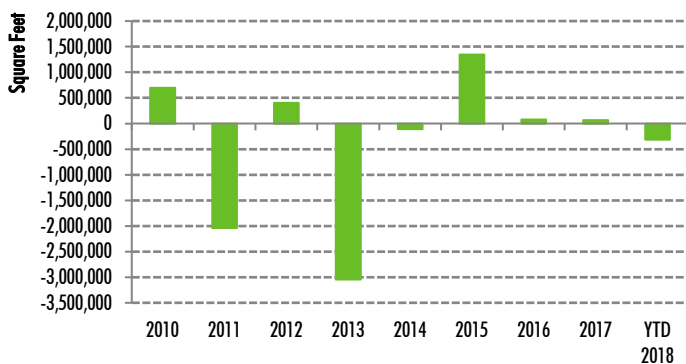
## AVAILABILITY AND AVERAGE ASKING RATE



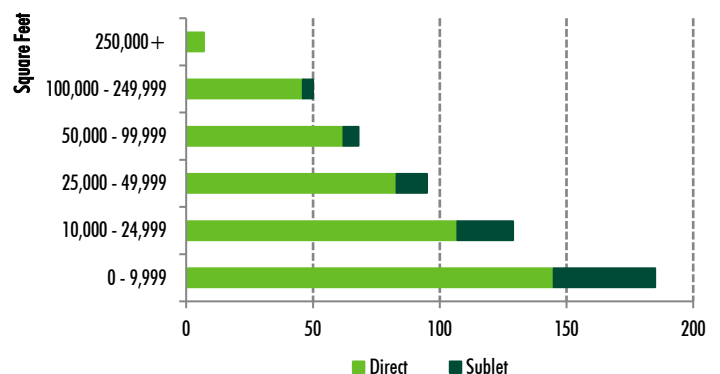
## LEASING ACTIVITY



## NET ABSORPTION



## SIZE AND DISTRIBUTION OF AVAILABLE SPACE



© 2018 CBRE, Inc. This information has been obtained from sources believed reliable. We have not verified it and make no guarantee, warranty or representation about it. Any projections, opinions, assumptions or estimates used are for example only and do not represent the current or future performance of the property. You and your advisors should conduct a careful, independent investigation of the property to determine to your satisfaction the suitability of the property for your needs.

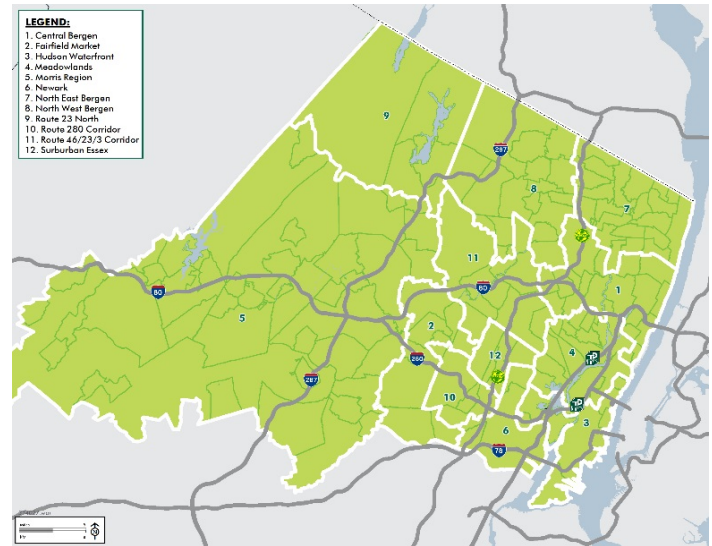
Photos herein are the property of their respective owners and use of these images without the express written consent of the owner is prohibited.

# MARKET DASHBOARD

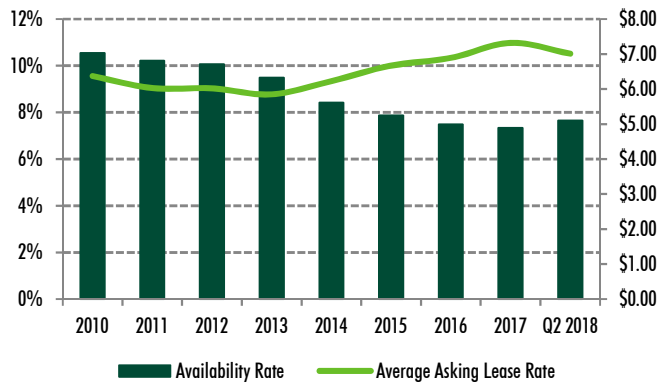
## New Jersey | Industrial NORTHERN NEW JERSEY

Q2 2018

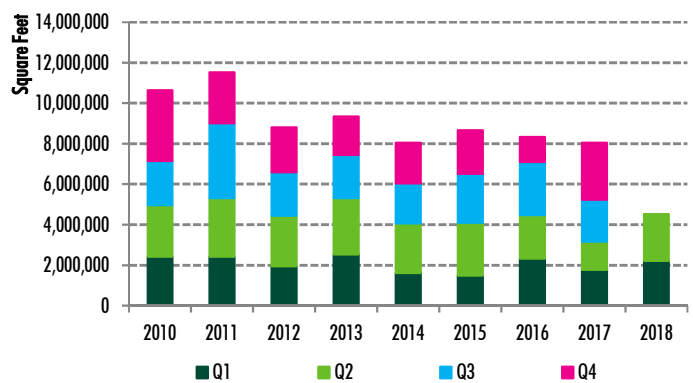
<b>6,291</b> NUMBER OF BUILDINGS	<b>404,216,587 SF</b> TOTAL INVENTORY	<b>7.6%</b> AVAILABILITY RATE
<b>\$7.01</b> AVG ASKING LEASE RATE	<b>\$84.38</b> AVG ASKING SALE PRICE	<b>1,315,012 SF</b> NET ABSORPTION
<b>2,309,530 SF</b> LEASING ACTIVITY	<b>1,436,630 SF</b> RENEWAL ACTIVITY	<b>2,377,158 SF</b> UNDER CONSTRUCTION



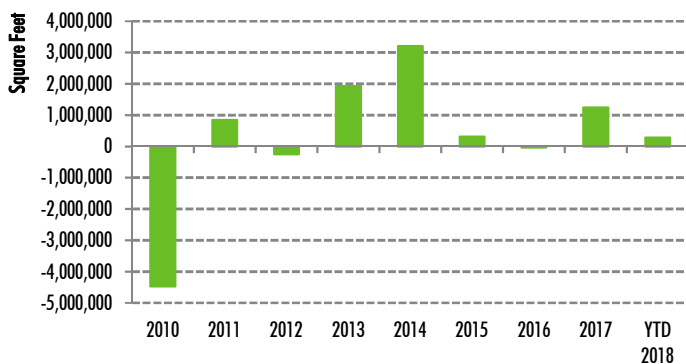
### AVAILABILITY AND AVERAGE ASKING RATE



### LEASING ACTIVITY



### NET ABSORPTION



### AVERAGE ASKING SALE PRICE

